





ひらがな・カタカナ「文をつくる」


それぞれの絵えにあう文ぶんを作りつくましょう。


① 
A vertical writing grid with 7 rows and 2 columns. Each row is divided into three horizontal sections by dashed lines. A small circle is at the bottom right.

② 
A vertical writing grid with 5 rows and 2 columns. Each row is divided into three horizontal sections by dashed lines. A small circle is at the bottom right.

③ 
A vertical writing grid with 10 rows and 2 columns. Each row is divided into three horizontal sections by dashed lines. A small circle is at the bottom right.

④ 
A vertical writing grid with 7 rows and 2 columns. Each row is divided into three horizontal sections by dashed lines. A small circle is at the bottom right.

⑤ 
A vertical writing grid with 7 rows and 2 columns. Each row is divided into three horizontal sections by dashed lines. A small circle is at the bottom right.

⑥ 
A vertical writing grid with 7 rows and 2 columns. Each row is divided into three horizontal sections by dashed lines. A small circle is at the bottom right.

ひらがな・カタカナ「文をつくる」

それぞれの絵えにあう文ぶんを作りつくましょう。



○



○



○



○



○



○